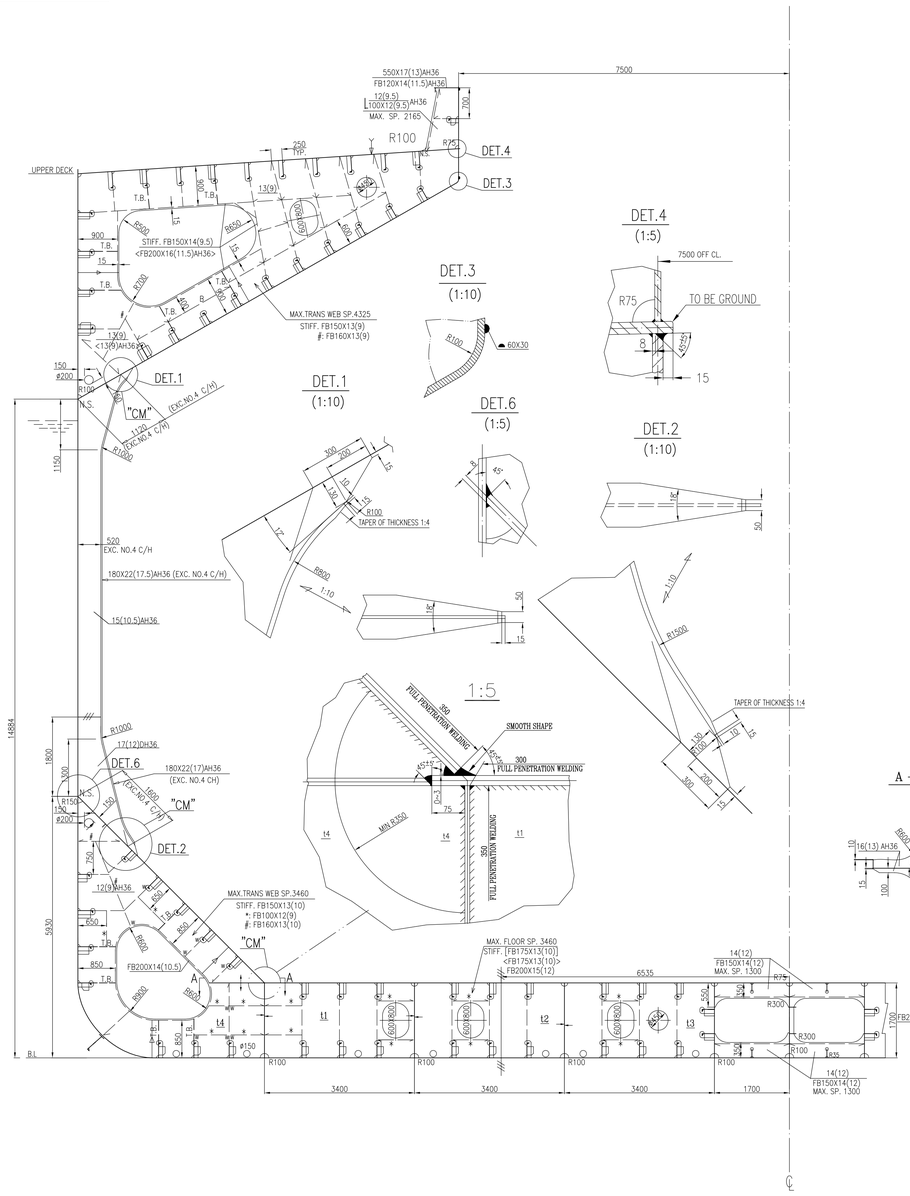

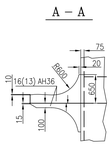

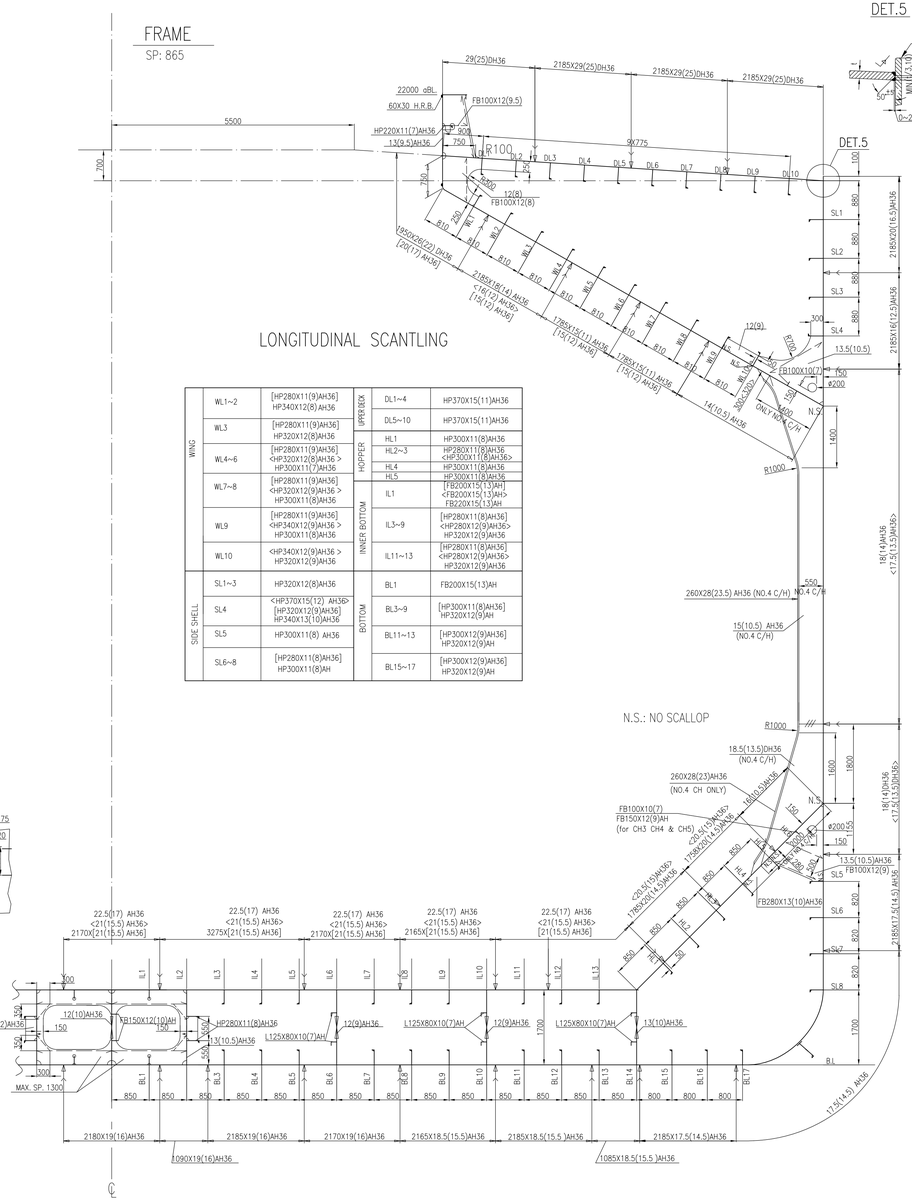

WING	WL1~2	[HP280X11(9)AH36] HP340X12(8)AH36	UPPER DECK	DL1~4	HP370X15(11)AH36
	WL3	[HP280X11(9)AH36] HP320X12(8)AH36		DL5~10	HP370X15(11)AH36
	WL4~6	[HP280X11(9)AH36] <HP320X12(8)AH36 > HP300X11(7)AH36	HOPPER	HL1	HP300X11(8)AH36
				HL2~3	HP280X11(8)AH36 <HP300X11(8)AH36>
				HL4	HP300X11(8)AH36
	WL7~8	[HP280X11(9)AH36] <HP320X12(9)AH36 > HP300X11(8)AH36		HL5	HP300X11(8)AH36
	WL9	[HP280X11(9)AH36] <HP340X12(9)AH36 > HP300X11(8)AH36	INNER BOTTOM	IL1	[FB200X15(13)AH] <FB200X15(13)AH> FB200X15(13)AH
				IL3~9	[HP280X11(8)AH36] <HP280X12(9)AH36> HP320X12(9)AH36
	WL10	<HP340X12(9)AH36 > HP320X12(9)AH36		IL11~13	[HP280X11(8)AH36] <HP280X12(9)AH36> HP320X12(9)AH36
SIDE SHELL	SL1~3	HP320X12(8)AH36	BOTTOM	BL1	FB200X15(13)AH
	SL4	<HP370X15(12) AH36> [HP320X12(9)AH36] HP340X13(10)AH36		BL3~9	[HP300X11(8)AH36] HP320X12(9)AH
	SL5	HP300X11(8) AH36		BL11~13	[HP300X12(9)AH36] HP320X12(9)AH
	SL6~8	[HP280X11(8)AH36] HP300X11(8)AH		BL15~17	[HP300X12(9)AH36] HP320X12(9)AH

:DOUBLE VEE PREPARATION TO PROVIDED.INCLUDED ANGLES OF 50° WITH R≤1/3t,BUT NOT TO EXCEED 10mm.

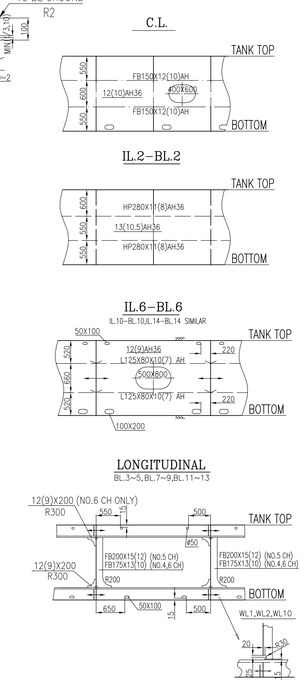

PRINCIPAL PARTICULARS

LENGTH SCANTLING	222.13m
LENGTH B.P.	225.50m
BREADTH (MOULDED)	32.26 m
DEPTH (MOULDED)	20.05m
SCANTLING DRAFT (MOULDED)	14.45 m
CAMBER	0.70m
Cb (AT SCANTLING DRAFT)	0.891
MAX.SERVICE SPEED	14.9 Kn

CLASSIFICATION:
LR ✠ LR 100A1 Bulk Carrier, BC–A, GRAB(25), CSR, {Holds 2, 4 & 6 may be empty}, ESP, LI, ShipRight(CM, ACS(B)), *IWS, BWMP(F)
✠ LMC, UMS, SCM

DESIGN MAX SWBM:

INTACT CONDITION	FLOODED CONDITION
2,350,000 KN*m(Hogging)	2,700,000 KN*m(Hogging)
−1,400,000 KN*m(Sagging)	−3,300,000 KN*m(Sagging)

HARBOUR CONDITION
3,976,000 KN*m(Hogging)
−3,110,000 KN*m(Sagging)

CARGO HOLD NO.	1	2	3	4	5	6	7
MAX Hom-Load Ma(t)	10300	12350	11950	10600	11550	11500	11800
MAX After-Load Ma(t)	18150	–	21000	–	20250	–	20800

NOTES:

1. TOPSIDE TANKS AND HOPPER SIDE TANKS ARE CONNECTED.
2. t1,t2,t3,t4 SHOWN ON DETAIL DRAWING.
3. SCANTLING ARE DIFFERENT BY CARGO HOLD, PLEASE REFER DETAIL DRAWING.
4. MATERIAL
   1) MARKED 'AH','DH': HIGHER TENSILE STEEL GRADE 'A','D' OF MIN YIELD STRESS 315 N/mm^2.
   2) MARKED STEEL "AH36" "DH36" "EH36": HIGHER TENSILE STEEL GRADE 'A' 'D' 'E' OF MIN YIELD STRESS 355 N/mm^2.
   3) NO MARKED STEEL: MILD STEEL GRADE 'A' OF MIN YIELD STRESS 235 N/mm^2.
5. REMARKS
   1) ALL SCANTLINGS MARKED ( ) TO BE RENEWAL THICKNESS.
   2) <>---HEAVY BALLAST CARGO HOLD No.4 ONLY
   3) [ ] ---No.6 CARGO HOLD ONLY
   4) NO REMARKS --- No.5 OR NO.4,5,6 CARGO HOLD
6. BOTH SIDES ARE SYMMETRICAL UNLESS OTHERWISE NOTED.
7. STIFFENER END CONNECTION:
   "—" OR "S" : SNIPPED END.
   "W" OR NO MARKED : WELDED CONNECTION.
   "B" : BRACKET CONNECTION.
8. ROLLED SECTIONS DESCRIPTION:
   FB–FLAT BAR; HP–BULB FLAT.

AREA: 0.75 m^2